




Worksheet – Viola Jones





Worksheet - Algorithm

1. First, place the red rectangle with the top left corner on section **A1** of the printed image
2. Investigate which features would fit in the current segment (red rectangle). Proceed in the following order:
 - a) check first
 - b) then
 - c) finally
 - d) if one of the features does not appear in the segment, you can go straight to step 3
 - e) a face was only recognized if all three features occur in a segment**
3. Place the red rectangle one after the other on segment **B1, C1, A2, B2, C2, A3, B3, C3, A4, B4, C4** and repeat step 2 for each segment

